

TS1-LI-MC standard series

1-3kVA PF=0,8









VI-SS-111

Features

<ul style="list-style-type: none"> • Pure sine output 	<ul style="list-style-type: none"> • Internal AGM batteries
<ul style="list-style-type: none"> • Line-interactive conversion – topology VI-SS-111 High-frequency 	<ul style="list-style-type: none"> • DSP control porcesor
<ul style="list-style-type: none"> • Tower standalone 	<ul style="list-style-type: none"> • Input power factor – 0,95 • Output power factor – 0,8
<ul style="list-style-type: none"> • Voltage independent 	<ul style="list-style-type: none"> • Fan auto-regulated
<ul style="list-style-type: none"> • Battery auto-charge 	<ul style="list-style-type: none"> • Charging in OFF mode
<ul style="list-style-type: none"> • Autodiagnostic, communication 	<ul style="list-style-type: none"> • Cold start
<ul style="list-style-type: none"> • User menu interface 	<ul style="list-style-type: none"> • Many transmission protocols
<ul style="list-style-type: none"> • Generator allowed 	<ul style="list-style-type: none"> • External battery socket

Typical application

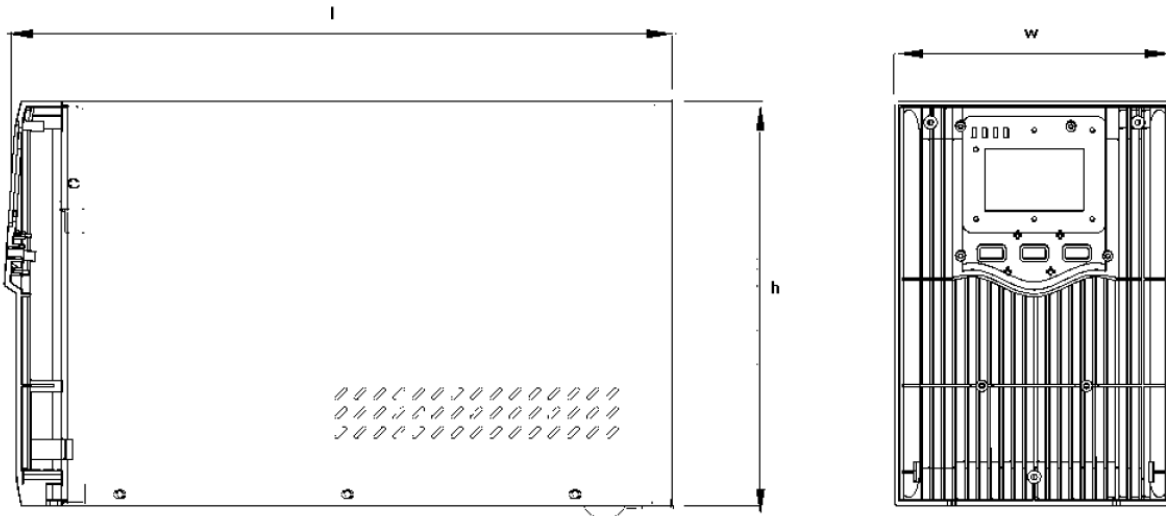
		
Telecommunication systems	Measurments	Industrial
		
Network systems	Offices	Drives

Technical parameters

MODEL	TS1-LI-1k0-MC- LCD-2x7	TS1-LI-1k5-MC- LCD-2x9	TS1-LI-2k0-MC- LCD-3x9	TS1-LI-3k0-MC- LCD-4x9
Rated power (reactive/active)	1000VA/800W	1500VA/1200W	2000VA/1600W	3000VA/2400W
INPUT				
Input voltage	Rated: 230VAC (208V / 220V / 230V / 240V) Input voltage range: 175Vac – 290Vac Bypass: -25%...+15% rated			
Input voltage frequency	Rated: 50/60Hz Auto-select Range: 42-57Hz			
Power factor	PF >0,95			
Connector:	Socket IEC C14			Socket IEC C20
OUTPUT				
Output voltage	Mains mode: 230Vac +/- 5%, Battery mode: 230Vac +/- 5%, Other settings: 208V, 220V, 240V			
Output voltage frequency	50/60Hz ± 1% (auto selection)			
Wave form	Mains mode: pure sine Battery mode: pure sine			
Transfer time	Mains -> battery: <10ms			
THD	THDv <5% linear			
Output sockets	IEC C13 3pcs			IEC C13 6pcs
Efficiency	Max 75%	Max 80%		Max 85%
PF	0,8			
Crest factor	3:1			
Load type	Resistance, inductor, rectifier			
Overload protections	Mains mode: 110% for 120sek, 125% for 60sek, 150% for 10sek (transfer to bypass) Invertre mode: 110% for 60sek, 125% for 10sek, 150% for 5sek (shut down)			
BATTERIES				
Type:	Lead-acid VRLA AGM, voltage 12V			
Charger current:	1A			
Montage:	Internal			
Battery q-ty :	2 x 7Ah12V	2 x 9Ah12V	3 x 9Ah12V	4 x 9Ah12V
Charger voltage:	24Vdc		36Vdc	48Vdc
Charger time:	5-8h			

MODEL	TS1-LI-1k0-MC- LCD-2x7	TS1-LI-1k5-MC- LCD-2x9	TS1-LI-2k0-MC- LCD-3x9	TS1-LI-3k0-MC- LCD-4x9
Rated power (reactive/active)	1000VA/800W	1500VA/1200W	2000VA/1600W	3000VA/2400W
BACKUP TIME				
Backup for 100% load	2min	2min	2min	2min
Backup for 75% load	3min	3min	3min	3min
Backup for 50% load	7min	5min	7min	5min
Backup for 25% load	17min	17min	17min	17min
Additional battery pack:	1szt KU-BAT-2URT- 2x7-BC24	1szt KU-BAT-2URT- 2x9-BC24	1szt KU-BAT-2URT-3x9- BC36	1szt KU-BAT-2URT-4x9- BC48
DIMMENSION & WEIGHT				
Weight netto/brutto (kg)	12,2/13,2 kg	14,2/15,2 kg	18,5/19,8 kg	28,1/30,2 kg
Dimmension w/l/h. (mm)	144/345/215 mm		144/410/215 mm	190/467/335,5 mm
Package w/l/h (mm)	236/427/316 mm		236/492/316 mm	320/592/462 mm
PROTECTIONS				
Full protection	Overload, short-circuit, overvoltage, temperature, overdischarge, deep discharge			
Sockets	Modem / Tel / Fax			
ENVIRONMENT				
Working temp.	+5...40 °C			
Humidity	20~93% RH @ 0~40°C (non-condensated)			
Noise	< 50dB (1m)			
COMMUNICATION				
USB port	Linux, Windows®98 Server 2016, and Windows®98/2000/2003/XP/Vista/2008/Windows®7/Windows®8/ Windows®10/, UPSmart software			
Slot (1pcs)	KU-CARD-SNMP, Ethernet communications			
	KU-CARD-AS400, dry contacts			
STANDARDS				
Conversion type:	VI-SS-111			
LVD:	EN62040-1:2008+A1:2013			
EMC:	EN62040-2:2006			

DIMMENSIONS:



MODEL	TS1-LI-1k0-MC-LCD- 2x7	TS1-LI-1k5-MC-LCD- 2x9	TS1-LI-2k0-MC-LCD- 3x9	TS1-LI-3k0-MC-LCD- 4x9
EAN				
Rear panel				